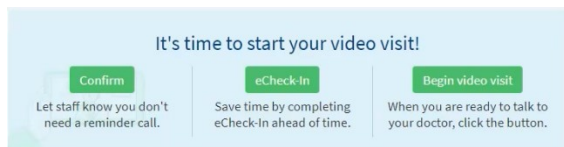


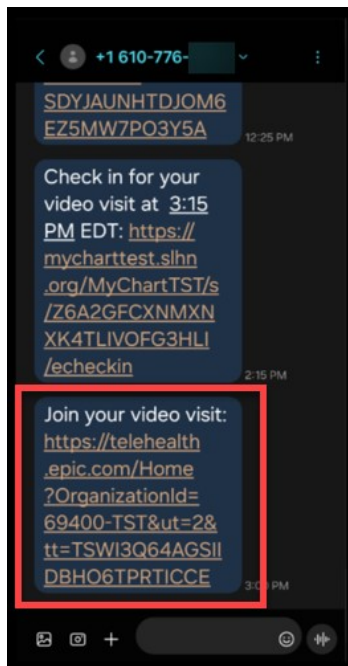
MyChart Video Visits

Join a Scheduled Video Visit

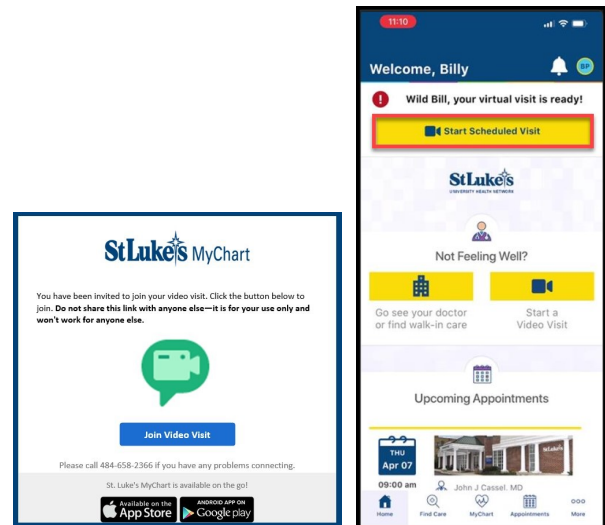
1. Virtual Visits can be scheduled with your St. Luke's Primary Care Provider or Specialist.
2. Within 24 hours of your appointment, it is important to complete **eCheck-In**. You will not physically be in the office so this helps verify that all of your personal information and insurance is correct.



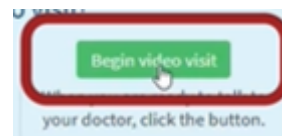
3. 15 minutes prior to your appointment, you will get a text and or email link automatically sent to you.



4. You can join by either the link sent to you, or on MyChart by tapping the **start scheduled virtual visit** button on a mobile device.



5. If on a computer, you will click on **Begin Video Visit**.



6. If asked, allow your browser to access your smartphone's or computers microphone and camera.
7. Tap **Test hardware** to ensure your camera, microphone, and speakers are working.
8. Tap **Join video visit**.
Wait for your provider to join. They will be with you soon!